



F/STOP

OFFICIAL NEWSLETTER OF
THE FEDERATION OF CAMERA CLUBS (NSW)

APRIL 2020

Federation of the Camera Clubs (NSW) Inc. PO Box 49 Macquarie Fields NSW 2564 www.photographynsw.org.au

President's Message

What an uncertain and harrowing time we live in at present. No outings to do photography, unless we do it on our walks, and no camera club meetings to catch up with friends.

Our club has initiated Zoom meetings online at a cost of \$21 a month. It is cheaper if paid for yearly in advance, but hopefully we will not be in this terrible situation for a year. We successfully ran a competition night this week, with more members than are generally at the club. In two weeks we have a presentation on zoom.

Unfortunately Norths who were presenting Adrian Donohue as part of a master series, has had to cancel this event. But it will be held in the future, probably next year.

As most people are house bound, we have asked overseas photographers to judge for us. This gives us exposure to great photographers who would not ordinarily be able to do this, as they are normally too busy with shoots and overseas trips. Ask your club members if they have any overseas contacts. This can be done by Zoom also, and possibly run at a time suitable to both parties. Not many of our club members are still working, and those that do, many will be working from home. So a morning presentation could be suitable. Also there are many interstate excellent photographers who will have time on their hands and may be willing to do a live judging. However I do think it is going to be difficult asking judges to do online written judging without payment, as all clubs will need this, and judges will become overwhelmed. It takes many, many hours to write comments on all images. Therefore I suggest that you consider live zoom or similar judging.

If you have time on your hands, think about collating all those awards and apply for honours. It is a tedious exercise, and time consuming. I have been putting off applying for my GMAPS for several years, but now have the time to do it. The exercise has taken many days, but I think I am there, after many corrections. Everything needs to be just perfect. So until next time, stay home unless for food, medical and exercise, and stay safe.

Best wishes to all,

Kerry Boytell – EFIAP/b, MAPS.

Contents.

Page 2 and 3– Coping with Covid-19 and its effects

Page 3 to 5 – Some suggestions for Photographers in isolation, and socially distancing.

Page 6 – Top Shot 2020

Page 7 – AGM information, Coffs Harbour Judges Course

Page 8 – 2020 Isolation Project

Page 9 – Sydney Photography Expo info

Page 10 –Head On information

Page 11 – Conceptual Photography Prize
Free NIKON tutorials.

Page 12 – In My View information

Page 13 – Contact information

Page 14 – Sponsors information

COPING WITH .COVID-19 AND ITS EFFECTS

It is amazing how quickly the Coronavirus has changed our world, and how we live, in such a short period of time. In the last issue of F/Stop I recommended that clubs think seriously about how they operated their meetings because of the virus. Since then the social isolation policies put in place by the federal and state governments has made meeting together impossible. At first going from groups of less than 50, to 20, and now with the latest restriction of meetings of no more than 2 people.

I would encourage everyone to take notice of these policies, socially isolate and follow the current directives. At the time of writing this, the directive is not to leave your residence, unless going out for essential reasons, to buy food, to go a place of employment, or to exercise while socially isolating.

CAMERA CLUBS

How does this affect us as members of camera club members? Even though we can't meet together in our usual way, some clubs are still running their member's competitions as on line competitions. This is great if your club is set up to do this, but please check with the judge who would have judged at your meeting if they are willing to do this way, as some judges do not like doing on line judging.

Can I make the following recommendations? Judging on line is a very time consuming exercise, compared to commenting on prints and projected images at a club meeting on a competition night. I have asked the clubs that have asked me to judge their competitions on line at this time to restrict the number of entries to about 100 images. Most judges like to give feedback on every image, and especially those of less experienced photographers. Commenting on many more than 100 to 120 images can be very demanding. I have just finished doing a judging for a Sydney club where I was scheduled to judge, that had a total of 110 images in 4 sections. I was happy to do this, but I estimate that I spent between 8 to 10 hours assessing and commenting on the images that were in the competition.

There were two things that clubs can do to make this a less time consuming process.-

1- Give clear and specific instructions on how the club would like the images to be judged, and stipulate the number, or percentage of awards they would like distributed.

2 - I believe that it is a competition secretary's responsibility to make sure that the images, presented to the judge in the competition, comply with the set subject criteria. If this is done, it makes the judge's job easier, and means that they are not having to make this assessment themselves.

OTHER SUGGESTIONS

1 – Make sure that the club gives the judge feedback and thanks after they have spent time doing the assessment. It is great to get some feedback and thanks after the judge has spent the time doing the on line judging. Even an email of thanks is always appreciated

3– Payment for on line judging. This is a difficult subject, and not all clubs are in a financial position to do this, but there ARE costs involved in doing the judging remotely, as well as the extra time involved. The FCC committee has been discussing this recently, but has not finalised any recommendation as yet. It is up to individual clubs on what decision they make on this matter.

MEETING TOGETHER REMOTLY.

During this break in meeting together at your club, it is important to try to keep in contact with each other. If your club has a Facebook site, this is a great way to keep in contact with one another. If not, it may be worthwhile the committee consider setting one up. There is also the FCC Facebook site that you can check out and comment on.

While we can't meet together face to face, it is possible to use a number of conferencing programs to meet together virtually as small groups. The FCC committee has been using ZOOM for our committee meetings for over 12 months, and our family are also using it to keep in contact with other groups we are involved in. It is possible to set up a Zoom meeting at no cost for up to 40 minutes, but the last session we were on was extended for free past this time. There are also other options available that you can investigate.

SOME SUGGESTIONS FOR PHOTOGRAPHERS IN ISOLATION AND SOCIALY DISTANCING.

I have been considering what I can do to fulfil my photographic urgings, and these are a number of things I am considering. In our area people have been putting Teddy Bears in their windows so that local children walking with

1. **Macro and Close Up photography.** There are lots of opportunities in the back yard or around the house to experiment with macro, or close up photography.
2. **Self-portrait or family portraits.** While the family can't escape, this is an opportunity to see how creative you can be with this type of photography.
3. **Table Top or Still Life photography.** This is a great way to be creative while you are at home, and you can use items from around the house to create some interesting images.

4. If you are able to go out for a walk in your local area as a part of your exercise during this time, take a camera with you to catalogue how COVID 19 is affecting how we live. their families can play 'spot the bear'. What is happening in your area that you can record?



5. **GO THROUGH YOUR BACK CATALOGUE** of images. Quite often we pass over images at the time we download them for various reasons, but when we reassess them, there are often images that have merit we have overlooked that we can develop into competition images. It is also a chance to free up memory on your computer by removing images that are duplicates or misses.
6. **BACK UP YOUR CATALOGUE.** We often forget to back up our images, so while we have the time, this is the perfect opportunity to do it.
7. **SORT AND CLEAN YOUR CAMERA GEAR.** Check out your collections of filters, memory cards, accessories and other equipment to make sure it is in good order and stored properly. Check any lenses that you have not used for a while that they are well stored in a dry place so that mould can't develop in the lenses.
8. **Check that you're Firmware for your cameras and lenses is up to date** – Most modern camera and lenses manufactures occasionally put out firmware updates to refine the capabilities of their the cameras, and improve the performance of lenses, or make them compatible with new camera models. Go to your manufacturer's web site and check out if this is possible with your camera and lens models. Instructions on how to update firmware will be available on the web site.
9. **Remember Slides?** If you have boxes of slides stashed away somewhere that you have been planning to go through and sort or scan, this could go on the 'To Do' list.
10. **Sort through your library of photography books** and re-read ones that you have not looked at for a while. These are often a great source of inspiration and can help you develop your photography skills.
11. **Do some on line tutorials.** Most camera manufacturers have online tutorials available through their web sites. There are other on line tutorials that are available by using key word searches using Google etc. Some of these sites are free, and some you may have to pay for, and some are better than others, so be selective if you do this.

There are also lots of YouTube videos available on various photography subjects that you can access. As an example I found this tutorial on night photography, at <https://www.youtube.com/watch?v=1GynWrNxts0> which I found informative. There are lots of sites that you may find helpful by searching in this way.

12. Upgrade your skills on Lightroom and Photoshop, or your preferred photo editing software. – If you are a Lightroom Classic, Photoshop CC, or Lightroom CC user, you can get access to a large selection of tutorials by clicking on ‘Help’ on the top bar of the home screen. This will give you access a number tutorials and tips on how to use different aspects of the program. If you are using other editing programs such as Capture One, you will be able to find tutorials and support on line to increase your skill level.

13. Investigate Plug-Ins for Photoshop or Lightroom – There are a large number of Plug-ins for Photoshop and Lightroom. Some can be downloaded for free, and some you have to pay for. It is worth exploring some of the ones that are available, that can be used to assist with your editing process.

I have used the NIK collection for many years, which works in both Photoshop and Lightroom. For a number of years this was owned by Google, and was a free download, but it has been taken over by DxO. It is no longer free, but I understand that a number of improvements have been made, and bugs fixed to enhance its performance. I find SILVER EFEX PRO for Monochrome adjustments very useful. There are many others plug-ins that are available. Another well-known suit of adjustments that some photographers love is the TOPAZ LABS collection, but these are not free either. Have a look around and check out what the various ones available offer, and consider how useful they would be to you before you download them.

Adobe has a list of various plug-ins with a brief description of what they are for on their web site. You can find this by going to <https://helpx.adobe.com/au/photoshop/kb/plugins.html> . Check out what other photographers in you club use.

14. Do an article for F/STOP. I am always struggling to find content for the newsletter, so if you have done a talk or presentation at your club that you can turn into an article, please send it to me for inclusion in future issues. Articles could be about Camera or Photoshop techniques, Photography trips, and accompanying images, nature or sport photography. Also stories about your local club or past community events.

If you have a favourite Plug-in you use, send me the details on how you use it and an example of the results, and I will include it in the next edition. Send to fccfstopeditor@gmail.com



The banner for the FCC TOPSHOT 2020 competition features the title 'TOPSHOT 2020' in a large blue font with a stylized camera shutter icon to the left. Below the title are three images: a crocodile's mouth (captioned 'Image by: Colleen Price'), a giraffe on a book (captioned 'Image by: Michelle Kennedy'), and a lion (captioned 'Image by: Carol Barry'). A circular badge on the right says '5 Digital Sections'. At the bottom, a blue box on the left states 'Live Online Presentation of Results 14 June 2020', and a grey box on the right states 'Entries Open 9 March' and 'Entries Close 8 May'.

FCC TOP SHOT 2020

Even though we have had to cancel the Top Shot Exhibition on the 14th of June, the Top Shot competition is still going ahead. We have adapted the competition this year to suit current events. The wellbeing of our Members and the greater Community is of utmost importance to us.

This Year's competition will be Digital Only. We will still have prizes for the overall Top Shot Winner and Section Winners and the results will be announced in a live online presentation on 14 June!

Top shot is now open for entry. There are 5 digital sections that can be entered. Open Colour, Open Monochrome, Australian Landscape, Nature, and Creative. You can enter Top Shot by going to the FCC web site and clicking on the FCC Top Shot and Interclub tab. Then click on the Top Shot entry tab which will open the entry site with details of the conditions awards, sections and definitions available.

To enter your images in Top Shot click on the green entry tab. This will open the page where you can upload your images.

The other change you will see is that we have increased the number of Digital entries per section to 4 instead of 3, to compensate for the fact that there are no print sections.

Keep an eye on our Facebook page as we share information about our amazing Sponsors. Further information will be provided in our next edition of Fstop!

New South Wales Federation of Camera Clubs Annual General Meeting 2020

Under normal circumstances, as a registered association, the New South Wales Federation of Camera Clubs annual general meeting would have to take place before the 30th of June. Because of this, in the past, the AGM has been run on the same day and in conjunction with the Top Shot exhibition.

As the Exhibition has had to be cancelled, and we are unable to hold the AGM at the same time the committee has applied with the Department of Fair Trading to extend the date when the AGM is required to take. This can be done by lodging an 'A-11 Application to Extend. Form' with the Fair Trading department.

It is hoped that we will be able to reschedule the AGM to take place at the same time as the Interclub Exhibition. If we find that this is not possible we will look at options that we can take closer to Interclub. All members of the current committee have agreed to continue in their present roles until Interclub.

Coffs Harbour Judges Course


We were looking forward to being able to run a judges course for the North Coast clubs, but because of the present situation with social isolation, and with the agreement of the Coffs Harbour host club this has been put on hold. As you are all aware planning any future event under the current circumstances is impossible, so once things become clearer and return to some sense of normality, we will look at rescheduling the course.

FCC Identity Cards

A number of clubs have already taken up the opportunity to request, and receive the 2020 FCC identity card program to produce the cards for their members.

The program to create the cards is available to club presidents or secretaries. It will be possible for the club to enter the clubs and the photographer's name on the card before issuing them to their members. The cards will be valid till the 31st of December 2020.

The template can be requested by contacting Jeff Akers at fccfstopeditor@gmail.com or Michelle Kennedy at nswfccsecretary@gmail.com.



LET'S UNITE AND USE PHOTOGRAPHY TO DOCUMENT THIS MOMENT IN THE HISTORY OF MANKIND

Glenn McKimmin has initiated an Innovative project that camera club members can take part in. Glenn supports many camera clubs by doing presentations and acting as a judge.



I am just like many Australian business owners, struggling through this period, it's frustrating at times but I am not one to give up or lie down and take this. With that in mind I am using this time to adapt to this situation, work on the things that need fixing and know that when this is over I will be in a position to be able to add value to my clients, my staff and my businesses.

To adapt I had to think differently and that led me to this idea wrapped in a cocoon of unity and community. 2020iSLOATiON is a photographic opportunity to document history and I want you to join me.

Governments are saying we are living through a once in a 100 year event, it will be something that the human race will talk about for generations to come. For anyone that loves to take photos this is an opportunity for us to collectively unite and use the power of photography to document this part of our collective history.

I wanted to create something that can unite us all. 2020isolation is a Photography Competition unlike any before it. You have the chance to be a part of a history making publication and you also get a print of your entry sent to you.

—

This project is all about your experience during this time that can be happy, sad, lonely whatever you can convey in imagery is what we want to see. Follow the instructions below and together lets document history through photography. @2020isolation.

Continued next page


How to take part:

1. Simply take a photo that documents YOUR isolation amongst this Covid-19 pandemic
2. Upload your photo to <https://createdforlife.com.au/2020isolation/>
3. Follow the prompts to receive a professional quality A4 print of your image delivered to your door.
4. You can enter multiple times if you like
5. Share your photo and story on Instagram tagging @2020isolation using #2020isolation
6. Follow @2020isolation to see if your photo is featured and watch as story unfolds.–

We will be selecting photos to be included in a hardcover book and are looking into doing an exhibition. This entire project is dependent on all of us coming together and using our passion for photography to document this crazy time.

SYDNEY PHOTOGRAPHY EXPO POSTPONED

Like many photograph events the Sydney Photo Expo has been effected by the restrictions in place to control the spread of COVID 19



SUNDAY 24TH MAY 2020- POSTPONED

DUE TO THE CURRENT OUTBREAK OF COVID-19 (CORONAVIRUS) AND IN LINE WITH THE GOVERNMENT'S ANNOUNCEMENTS TO BAN EVENTS WITH MORE THAN 100 PEOPLE, WE HAVE MADE A TOUGH DECISION TO POSTPONE THE SYDNEY PHOTOGRAPHY EXPO TO A LATER DATE (TO BE DETERMINED).

STAY TUNED FOR AN ANNOUNCEMENT ON THE DATE, REST ASSURE YOUR SPE2020 TEAM IS WORKING TO PROVIDE YOU THE BEST CREATIVE EXPERIENCE.

STAY SAFE, TAKE CARE AND REMEMBER TO KEEP ON SHOOTING!

hEAd ON

photo festival



Head On (line) Photo Festival Launch

Save the date

Times are challenging and we are all adapting to a more confined way of life.

Head online for our Festival Launch and find out who are the winners of the Head On Photo Awards 2020.

Save the date Friday 1 May 2020 at 6pm Sydney time
(9am London, 4am New York)

As we all become used to the new 'social distancing' environment, we are looking forward to presenting an exciting and engaging online festival.

From 2–17 May, we will host free artists talks, conversations, panel discussions and webinars to brush up on your photography skills.

We would love to hear what you want to see, talk about and learn at Head On(line) Photo Festival 2020.

Go to – <https://www.headon.com.au/head-online-photo-festival-2020>

Look out for updates from us in the coming weeks at
<https://www.facebook.com/events/896321467486229/>

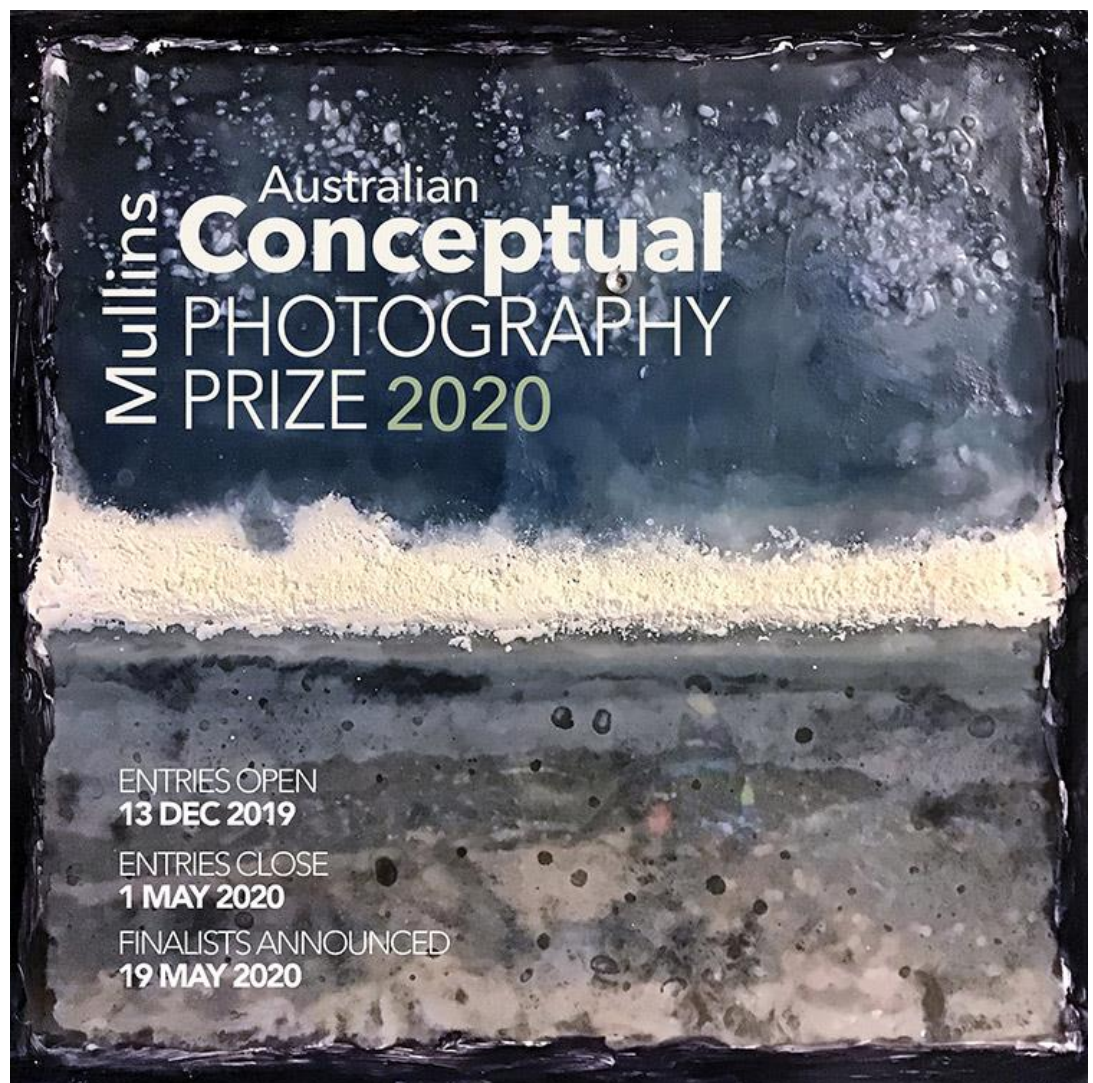
FREE ON LINE TUTORIALS FROM NIKON

NIKON have made available all their courses free to photographers during this uncertain time for the entire month of April. You can access these by going to <https://www.nikonevents.com/us/live/nikon-school-online/> . Click on the arrow button on the first photo. It will ask for your name and email address, and then give you access to the video library. Some of the videos are about Nikon equipment, but others are about general photographic subjects.

The Mullins Australian Conceptual Photography Prize 2020

There is still time to enter this different and interesting photography competition. By going to the APS web site and looking at the highly placed images from previous years, you will get an idea of what the judges are looking for

The Mullins Conceptual Photographic prize is open for entry until the 1st of May 2020. This is a competition run by the Australian Photographic Society. The competition has been renamed The Mullins Conceptual Photographic prize, in memory of the late Doug Mullins, President of the society from 1964 to 1966.



There is still time to enter this different and interesting photography competition. By going to the APS web site and looking at the highly placed images from previous years, you will get an idea of what the judges are looking for. For more information, go to the competition web page at <https://apsacpp.myphotoclub.com.au/>



In My View Project Director

0434 309 414

goodies.ar@iinet.net.au

Do you fancy one of your pictures being published in a glossy coffee table book? Are you up to the challenge of inspiring writers and poets to respond to your image with a story?

That's what's on offer to all amateur photographers with the 2020 *In My View* competition conducted by the Western Australian Photographic Federation. You can win a book and stake a place in publishing history.

This year your picture(s) must interpret the theme **Searching** . . . it's a topic with great scope for creative minds.

Later in the year the 20 best pictures, as selected by our expert judging panel, will be offered to literary creatives from around the country to interpret in text. Their winning stories and poems will then accompany your images in the beautiful book. We're also planning an exhibition of both pictures and stories.

Find out more on the website: www.inmyview.net.au

Entries via the website (from 1 April). Fees apply.

Cheers

Richard Goodwin – Competition Director



Federation of Camera Clubs (NSW) Inc.
PO Box 49
Macquarie Fields
NSW 2564

<https://www.facebook.com/federationofcameraclubs>



Find us on
Facebook

F/Stop News and Article Contribution

The F/Stop newsletter depends on your contributions. If you have any articles that may be of interest to our members, please email them to – fccfstopeditor@gmail.com.

Articles could include: Camera hints, Photoshop hints, travel, nature or sport photography and/or local photoshoots. Also information on awards, competitions, exhibitions, or on upcoming events, workshop, event reports, or book reviews etc.

Don't be limited by this list! Anything that might interest photographers is acceptable.

Please send articles in Microsoft word or plain text format with photos attached as separate files. Submitted images should be a jpg file with a maximum size of 50 – 80kb.

In order to ensure your article is included in the next newsletter, please submit it by the 20th of the month.

President	Kerry Boytell nswfccpresident@gmail.com
Vice President	Jeffrey Akers fccfstopeditor@gmail.com .
Secretary	Michelle Kennedy nswfccsecretary@gmail.com
Treasurer	Russell Field nswfcctreasurer@gmail.com
F/Stop Editor	Jeff Akers fccfstopeditor@gmail.com .
General Committee Members	Alan Hitchell Allan Rose Chris Kenyon Cathie Stubbs
Webmaster (non-committee position)	The website is maintained and administered by the Myclub website administrator under instructions from the F.C.C. committee

13 FOTO (133 686)
www.camerahouse.com.au


camerahouse



EVERY FACE
 IS **WORTH**
 PHOTOGRAPHING.

Photo by Michelle Kennedy, Photographer & Erika Camera House employee.

camerahouse



Invitation to our Camera Club Program

Momento Pro is Australia's oldest on-demand photo book producer and we're delighted to now offer members of approved Camera Clubs and Photographic Societies access to our professional service that includes inkjet printing, ICC profiles, more papers and finishes. Members will receive 30% off their first order and 10% off all other orders.

**OUR
 SPONSORS**

Kayell 
 australia
 Imaging • Graphics • Media

EPSON
 EXCEED YOUR VISION

OLYMPUS

camerahouse



PHOTO-SHOP-STUDIO
PHOTOGRAPHY & STUDIO EQUIPMENT SPECIALIST



PIXEL PERFECT
momento pro